

PRODUCTS	PICK-UP PRICE (YARDS)	TRI-AXLE PRICE	SLINGER PRICE	PICK-UP PRICE (DEPOTS)
BASIC SOIL PRODUCTS				
Stockpile	\$13.40/YD ³	\$377.40/LD	N/A	N/A
Screened Topsoil	\$18.20/YD ³	\$25.70/YD ³	\$39.70/YD ³	\$21.10/YD ³
PLANTING SOIL PRODUCTS				
50/50 Planting Mix	\$28.00/YD ³	\$35.50/YD ³	\$49.50/YD ³	\$33.30/YD ³ (Etobicoke Only)
Triple Mix	\$36.10/YD ³	\$43.60/YD ³	\$57.60/YD ³	\$38.75/YD ³ (Etobicoke Only)
Premium Soil	\$59.10/YD ³	\$66.60/YD ³	\$80.60/YD ³	\$59.10/YD ³
SPECIALITY SOIL PRODUCTS				
CU Structural Soil®	N/A	\$98.45/MT	N/A	\$94.95/MT (Etobicoke Only)
Earthco TM Organic Blower Mix	\$62.95/YD ³	\$70.95/YD ³	\$84.45/YD ³	N/A
Earthco TM Bioretention Soil	\$56.70/MT	\$64.20/MT	\$78.20/MT	\$56.70/MT
City of Toronto Type 1	\$39.00/YD ³	\$46.50/YD ³	\$60.50/YD ³	\$39.00/YD ³
City of Toronto Type 2	\$50.00/YD ³	\$57.55/YD ³	\$71.55/YD ³	\$50.00/YD ³
City of Toronto Type 3	\$51.80/YD ³	\$59.30/YD ³	\$73.30/YD ³	\$51.80/YD ³
York Region Mix	\$54.40/YD ³	\$61.90/YD ³	\$75.95/YD ³	N/A
Earthco TM Silva Cell Soil	\$51.80/YD ³	\$59.30/YD ³	\$73.30/YD ³	\$51.80/YD ³
Earthco TM Silva Cell Soil - Granite Sand	\$57.40/YD ³	\$64.90/YD ³	\$78.90/YD ³	N/A
Phosphorous Retention	Please contact for availability and pricing	Please contact for availability and pricing	Please contact for availability and pricing	Please contact for availability and pricing
ORGANIC SOIL CONDITIONERS				
Compost	\$40.00/YD ³	\$48.50/YD ³	\$62.50/YD ³	N/A
Composted Pine Bark Mulch	\$52.20/YD ³	\$60.70/YD ³	\$72.70/YD ³	N/A
Mushroom Compost	\$43.30/YD ³	\$50.80/YD ³	\$64.80/YD ³	N/A
Premium Compost	N/A	\$58.50/YD ³	\$72.50/YD ³	N/A
MULCH				
Shredded Pine Mulch	\$49.80/YD ³	\$57.50/YD ³	\$71.30/YD ³	\$49.80/YD ³
Cedar Mulch	\$56.50/YD ³	\$65.60/YD ³	\$79.60/YD ³	\$56.60/YD ³ (Snowball and Etobicoke Only)
Enhanced Wood Mulches	\$48.20/YD ³	\$55.70/YD ³	\$69.70/YD ³	\$48.20/YD ³
Playground Woodchip	\$54.50/YD ³	\$62.00/YD ³	\$76.00/YD ³	\$54.50/YD ³ (Snowball and Etobicoke Only)

For product availability, please refer to the Earthco Locations Maps.



TRIAXLE UNDERLOAD CHARGES

1 to 5 cubic yards - \$242.00 Extra per delivery
6 to 10 cubic yards - \$220.00 Extra per delivery
11 to 15 cubic yards - \$178.75 Extra per delivery
16 to 19 cubic yards - \$137.50 Extra per delivery
20 or more cubic yards – No underload charges

SLINGER UNDERLOAD CHARGES

1 to 5 cubic yards - \$371.25 Extra per delivery
6 to 10 cubic yards - \$350.65 Extra per delivery
11 to 15 cubic yards - \$302.50 Extra per delivery
16 to 19 cubic yards - \$260.70 Extra per delivery
20 or more cubic yards - No underload charges

TOPSOIL SLINGER SERVICE RATE

Rates are based on full load deliveries
with 20 minutes unloading time

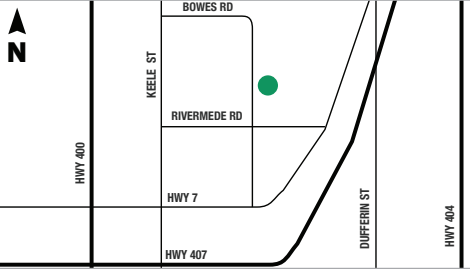
REMOTE GROUND DRIVE SLINGER SERVICE RATE

ADD Flat fee \$170.00 per load

***All prices are subject to HST**
Triaxle and Slinger Deliveries are subject to a fuel surcharge.

CONCORD DEPOT


401 BOWES ROAD
CONCORD

A map showing the location of the Concord Depot. A green dot marks the depot's location at the intersection of Bowes Road and Dufferin Street. The map includes labels for Hwy 400, Hwy 7, Hwy 407, Keele St, Rivermeade Rd, and Dufferin St. A north arrow is in the top left corner.

- PRODUCTS AVAILABLE:**
- Premium Soil
 - Shredded Pine Mulch
 - Screened Topsoil
 - Black Enhanced Wood Mulch

SNOWBALL DEPOT

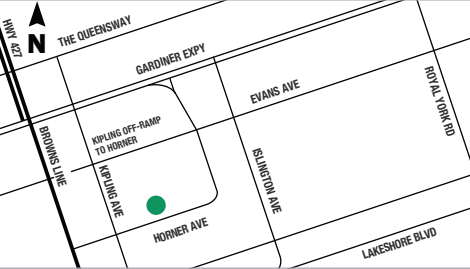
1380 WELLINGTON STREET
KING CITY

A map showing the location of the Snowball Depot. A green dot marks the depot's location at the intersection of Wellington Street and Dufferin Street. The map includes labels for Hwy 400, Dufferin St, Bathurst St, Leslie St, and Major Mackenzie Dr. A north arrow is in the top left corner.

- PRODUCTS AVAILABLE:**
- Premium Soil
 - Shredded Pine Mulch
 - Black Enhanced Wood Mulch
 - Red Enhanced Wood Mulch
 - Classic Cedar Mulch
 - 1 YD³ Tote Bags

ETOBICOKE DEPOT
(TORONTO WEST)

200 HORNER AVENUE
ETOBICOKE

A map showing the location of the ETOBICOKE DEPOT. A green dot marks the depot's location at the intersection of Horner Avenue and Evans Avenue. The map includes labels for The Queensway, Gardiner Expy, Evans Ave, Station Ave, Lakeshore Blvd, and various other streets. A north arrow is in the top left corner.

- PRODUCTS AVAILABLE:**
- CU Structural Soil®
 - Premium Soil
 - All Standard Soil Mixes
 - Shredded Pine Mulch
 - Red Enhanced Wood Mulch
 - Black Enhanced Wood Mulch
 - Classic Cedar Mulch
 - Playground Wood Chips
 - 1 YD³ Tote Bags

MAPLE YARD
SOUTH SIDE OF WALMART WAREHOUSE

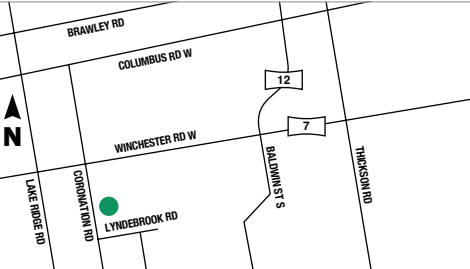
11110 JANE STREET
MAPLE

A map showing the location of the MAPLE YARD. A green dot marks the yard's location at the intersection of Kirby Road and Teston Road. The map includes labels for Hwy 400, Hwy 55, Hwy 6, Hwy 49, and various other streets. A north arrow is in the top left corner.

- PRODUCTS AVAILABLE:**
- All Standard Mixes except Mulches, Premium Soil, and CU Structural Soil®

WHITBY YARD

5515 CORONATION ROAD
WHITBY

A map showing the location of the WHITBY YARD. A green dot marks the yard's location at the intersection of Coronation Road and Lyndbrook Road. The map includes labels for Brawley Rd, Columbus Rd W, Winchester Rd W, Lyndbrook Rd, and various other streets. A north arrow is in the top left corner.

- PRODUCTS AVAILABLE:**
- Stockpile
 - Screened Topsoil
 - 50/50 Planting Mix
 - Triple Mix
 - Shredded Pine Mulch

SHIPWILL YARD
NORTH SIDE OF WALMART WAREHOUSE

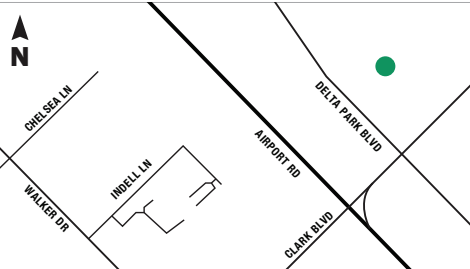
11260 JANE STREET
VAUGHAN

A map showing the location of the SHIPWILL YARD. A green dot marks the yard's location at the intersection of Kirby Road and Jane Street. The map includes labels for Hwy 400 and various other streets. A north arrow is in the top right corner.

- PRODUCTS AVAILABLE:**
- All Standard Mixes except Mulches, Premium Soil, and CU Structural Soil®

DELTA PARK DEPOT

19 DELTA PARK BLVD
BRAMPTON

A map showing the location of the DELTA PARK DEPOT. A green dot marks the depot's location at the intersection of Delta Park Blvd and Airport Rd. The map includes labels for Chel Sea Ln, Walker Dr, Inzell Ln, Clark Blvd, and various other streets. A north arrow is in the top left corner.

- PRODUCTS AVAILABLE:**
- Premium Soil
 - Screened Topsoil
 - Black Mulch
 - Shredded Pine Mulch

LOCAL DELIVERY AREAS

- Hwy 9 to Lake Ontario & Hwy 27/Hwy 427 to Port Union Rd./Durham Rd. 30
- City of Oshawa, Town of Pickering, Ajax, Whitby, Scugog and Port Perry
- City of Mississauga, City of Brampton and Town of Caledon
- Milton and Halton Hills
- Stouffville, Aurora and Newmarket

ADDITIONAL SERVICES AVAILABLE

- Custom Soil Blends
- Topsoil Supply & Place
- On-Site Soil Screening & Blending Services
- Topsoil Stripping & Bulk Soil Removal
- Heavy Equipment Rentals
- Terraseeding
- Hydroseeding
- Blower Truck Service
- Proctor and Hydraulic Conductivity Testing

EXPANDED DELIVERY AREAS

- (Extra delivery charges may apply)
- Orangeville, Alliston, Bradford, Innisfill
 - Georgina, Gwillimbury, Keswick, Sutton
 - Clarington, Courtice, Bowmanville
 - Barrie, Orillia, Collingwood, Gravenhurst
 - Hamilton, Ancaster, Stoney Creek
 - Guelph, Kitchener, Waterloo, London
 - Cambridge, Brantford, Stratford
 - St. Catharines, Niagara Falls, Fort Erie
 - Burlington, Town of Oakville
 - The Township of Uxbridge

VOLUME DISCOUNTS AVAILABLE

For more information, please contact your Account Manager.